

**CLARK INTERNATIONAL AIRPORT CORPORATION**

**Schedule of Debt Service**

**Creditor Bank: Land Bank of the Philippines**


**As of December 31, 2023**

Date	Reference	A M O U N T   P A I D				Principal Balance	
		Total	Principal	Interest	Doc.Stamp Tax		
Total Loan Drawdowns as of Sept. 10, 2014						412,000,000.00	
Additional loan drawdown on Dec. 17, 2015						22,550,000.00	
Total Loan Drawdowns as of Dec. 31, 2015						434,550,000.00	
2013							
Dec	19	JV#2013/12-021	2,516,311.23	-	2,516,311.23	-	412,000,000.00
2014							
March	19	JV#2014/03-026	3,679,706.72	-	3,679,706.72	-	412,000,000.00
June	19	JV#2014/06-014	4,437,289.72	-	4,437,289.72	-	412,000,000.00
Sept	19	JV#2014/09-014	4,544,128.35	-	4,544,128.35	-	412,000,000.00
Dec	19	JV#2014/12-015	4,668,524.38	-	4,668,524.38	-	412,000,000.00
2015							
March	19	JV#2015/03-022	4,617,221.92	-	4,617,221.92	-	412,000,000.00
June	19	JV#2015/06-017	4,719,826.85	-	4,719,826.85	-	412,000,000.00
Sept	21	JV#2015/09-019	4,822,431.79	-	4,822,431.79	-	412,000,000.00
Dec	21	JV#2015/12-011	17,543,524.37	12,875,000.00	4,668,524.37	-	421,675,000.00
2016							
March	21	JV#2016/03-014	18,391,806.50	13,602,419.35	4,789,387.15	-	408,072,580.65
June	3	JV#2016/06-009	221,990.00	-	-	221,990.00	408,072,580.65
	20	JV#2016/06-011	18,226,440.70	13,602,419.36	4,624,021.34	-	394,470,161.29
Sept	19	JV#2016/09-006	18,072,306.66	13,602,419.36	4,469,887.30	-	380,867,741.93
Dec	19	JV#2016/12-017	17,918,172.61	13,602,419.36	4,315,753.25	-	367,265,322.57
2017							
March	20	JV#2017/03-040	17,532,837.50	13,602,419.36	3,930,418.14	-	353,662,903.21
June	19	JV#2017/06-018	17,387,266.45	13,602,419.36	3,784,847.09	-	340,060,483.85
Sept	19	JV#2017/09-022	17,281,687.46	13,602,419.36	3,679,268.10	-	326,458,064.49
Dec	19	JV#2017/12-010	17,096,124.38	13,602,419.36	3,493,705.02	-	312,855,645.13
2018							
March	19	JV#2018/03-015	16,913,760.65	13,602,419.36	3,311,341.29	-	299,253,225.77
June	19	JV#2018/06-019	16,840,175.29	13,602,419.36	3,237,755.93	-	285,650,806.41
Sept	19	JV#2018/09-034	16,845,643.83	13,602,419.36	3,243,224.47	-	272,048,387.05
Dec	19	JV#2018/12-029	17,483,748.60	13,602,419.36	3,881,329.24	-	258,445,967.69
2019							
March	19	JV#2019/03-026	18,090,255.70	13,602,419.36	4,487,836.34	-	244,843,548.33
June	19	JV#2019/06-037	17,935,574.62	13,602,419.36	4,333,155.26	-	231,241,128.97
Sept	19	JV#2019/09-037	17,028,378.96	13,602,419.36	3,425,959.60	-	217,638,709.61
Dec	19	JV#2019/12-037	16,023,799.08	13,602,419.36	2,421,379.72	-	204,036,290.25
2020							
March	19	JV#2020/03-007	15,846,824.71	13,602,419.36	2,244,405.35	-	190,433,870.89
June	19	JV#2020/06-037	15,720,217.23	13,602,419.36	2,117,797.87	-	176,831,451.53
Sept	19	JV#2020/09-018	15,611,696.53	13,602,419.36	2,009,277.17	-	163,229,032.17
Dec	19	JV#2020/12-027	15,397,089.03	13,602,419.36	1,794,669.67	-	149,626,612.81
2021							
March	19	JV#2021/03-030	15,117,542.54	13,602,419.36	1,515,123.18	-	136,024,193.45
June	21	JV#2021/06-033	15,073,716.67	13,602,419.36	1,471,297.31	-	122,421,774.09
Sept	20	JV#2021/09-046	14,884,326.27	13,602,419.36	1,281,906.91	-	108,819,354.73
Dec	20	JV#2021/12-051	14,741,892.17	13,602,419.36	1,139,472.81	-	95,216,935.37
2022							
March	21	JV#2022/03-017	14,599,458.06	13,602,419.36	997,038.70	-	81,614,516.01
June	20	JV#2022/06-020	14,457,023.97	13,602,419.36	854,604.61	-	68,012,096.65
Sept	19	JV#2022/09-024	68,813,288.46	68,012,096.65	801,191.81	-	(0.00)
<b>TOTAL (12.31.23)</b>			<b>551,102,009.96</b>	<b>434,550,000.00</b>	<b>116,330,019.96</b>	<b>221,990.00</b>	<b>-</b>


**Outstanding Domestic Loans/Borrowings**  
 As at December 31, 2023  
 (exact amount)

Name of GOCC	Source	Balance	
Clark International Airport Corporation	None	P	0.00
<b>Total</b>		<b>P</b>	<b>0.00</b>

Prepared by:

  
**ROBBY MARK M. SUAREZ**  
 Accountant IV


Reviewed by:

  
**NANCY C. BAGLINAWAN**  
 Vice President, Administration and Finance Group

**Outstanding Foreign Loans/Borrowings**  
As at December 31, 2023  
(exact amount)

Name of GOCC	Source	Balance	
		USD	PHP
Clark International Airport Corporation	None	0.00	0.00
<b>Total</b>		<b>0.00</b>	<b>0.00</b>

Prepared by:

  
**ROBBY MARK M. SUAREZ**  
Accountant IV

Reviewed by:

  
**NANCY C. PAGLINAWAN**  
Vice President, Administration and Finance Group